



SISTEMAS ALUMISAN

TUBOS Y CHAPAS DE ALUMINIO

PERFILES DE ALUMINIO
ALUMINIUM PROFILES

PERFILES DE ALUMINIO

ALUMINIUM PROFILES

PERFILES NORMALIZADOS STANDARD PROFILES

04

PERFILES PARA PORTALES DOOR PROFILES

14

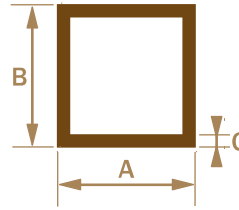
PERFILES VARIOS VARIOUS PROFILES

19

PERFILES NORMALIZADOS STANDARD PROFILES

PERFILES NORMALIZADOS
STANDARD PROFILES

TUBOS CUADRADOS SQUARE TUBES	05
TUBOS REDONDOS ROUND TUBES	06
TUBOS RECTANGULARES RECTANGULAR TUBES	07
ÁNGULOS DE LADOS IGUALES EQUAL SIDES ANGLES	09
ÁNGULOS DE LADOS DESIGUALES UNEQUAL SIDES ANGLE	09
UES U PROFILES	10
TES T PROFILES	10
MACIZOS REDONDOS ROUND BARS	11
MACIZOS CUADRADOS SQUARED BARS	11
PLETINAS RODS	12


TUBOS CUADRADOS
SQUARED TUBES


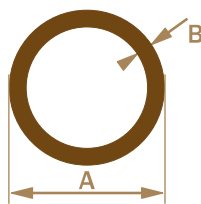
DIMENSIONES DIMENSIONS			REF.	ALEACIÓN ALLOY	
A	B	C		6063/6060	6082
10	10	1,4	2038	Stock	Consult.
15	15	2	2042	Stock	Consult.
16	16	1,2	2001	Stock	Consult.
20	20	1,5	2025	Stock	Consult.
20	20	2	2012	Stock	Consult.
25	25	1,3	2003	Stock	Consult.
25	25	1,5	2078	Stock	Consult.
25	25	2	2013	Stock	Consult.
25	25	3	2043*	Stock	Consult.
30	30	1,3	2004	Stock	Consult.
30	30	1,5	2045	Stock	Consult.
30	30	2	2014	Stock	Consult.
30	30	3	2024	Stock	Consult.
35	35	1,5	2005	Stock	Consult.
40	40	1,5	2006	Stock	Consult.
40	40	2	2016	Stock	Consult.
40	40	2,5	2041	Stock	Consult.
40	40	3	2017	Stock	Consult.
40	40	4	2018	Stock	Consult.
45	45	1,5	2027	Stock	Consult.
45	45	2	2033	Stock	Consult.
50	50	1,5	2007	Stock	Consult.
50	50	2	2022	Stock	Consult.
50	50	3	2019	Stock	Consult.
50	50	4	2031	Stock	Consult.

DIMENSIONES DIMENSIONS			REF.	ALEACIÓN ALLOY	
A	B	C		6063/6060	6082
60	60	1,5	2008	Stock	Consult.
60	60	2	2020	Stock	Consult.
60	60	3	2032	Stock	Consult.
60	60	4	2035	Stock	Consult.
70	70	1,5	2080	Stock	Consult.
70	70	1,7	2009	Stock	Consult.
70	70	3	2073	Stock	Consult.
80	80	1,5	2036	Stock	Consult.
80	80	2	2010	Stock	Consult.
80	80	4	2072	Stock	Consult.
80	80	8	2079	Stock	Consult.
100	100	1,5	2076	Stock	Consult.
100	100	2	2011	Stock	Consult.
100	100	3	2029*	Stock	Consult.
100	100	5	3404	Stock	Consult.
120	120	2	2021	Stock	Consult.
150	150	3	2034	Stock	Consult.
200	200	5	2084**	Stock	Consult.

* Tubo con canto redondo / Tube with rounded corners


** Tubo con muescas en cada lateral / Tube with notches on each side

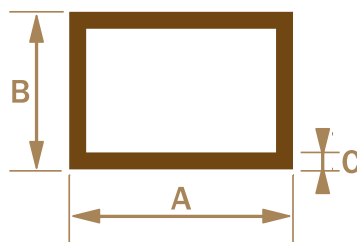


TUBOS REDONDOS
 ROUND TUBES


DIMENSIONES DIMENSIONS		REF.	ALEACIÓN ALLOY	
A	B		6063/6060	6082
16	1,5	5001	Stock	Consult.
20	1,5	5002	Stock	Consult.
20	2	5058	Stock	Consult.
22	2	5020	Stock	Consult.
25	1,5	5003	Stock	Consult.
25	2	5019	Stock	Consult.
25	3	5060	Stock	Consult.
25	5	5074	Stock	Consult.
28	2,5	5013	Stock	Consult.
30	1,5	5004	Stock	Consult.
30	2	5018	Stock	Consult.
30	3	5037	Stock	Consult.
30	4	5077	Stock	Consult.
30	5	5030	Stock	Stock
32	2,5	5028	Stock	Consult.
35	1,5	5005	Stock	Consult.
35	2,5	5065	Stock	Consult.
40	1,5	5006	Stock	Consult.
40	2	5035	Stock	Consult.
40	2,5	5017	Stock	Consult.
40	3	5036	Stock	Consult.
40	4	5026	Stock	Consult.
40	5	5024	Stock	Consult.

DIMENSIONES DIMENSIONS		REF.	ALEACIÓN ALLOY	
A	B		6063/6060	6082
45	2	5012	Stock	Consult.
45,6	2,8	5071	Stock	Consult.
50	1,5	5025	Stock	Consult.
50	2	5007	Stock	Consult.
50	5	5040	Stock	Stock
60	1,5	5008	Stock	Consult.
60	2	5032	Stock	Consult.
60	5	5038	Stock	Consult.
60	6	5051	Stock	Consult.
70	2	5048	Stock	Consult.
80	2	5010	Stock	Consult.
100	2	5052	Stock	Consult.
100	3	5011	Stock	Consult.
160	10	5075	Stock	Consult.

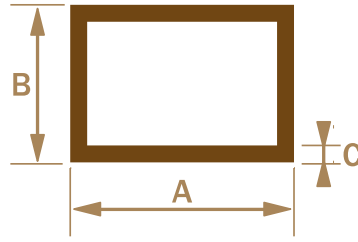


TUBOS RECTANGULARES
RECTANGULAR TUBES


DIMENSIONES DIMENSIONS			REF.	ALEACIÓN ALLOY	
A	B	C		6063/6060	6082
20	10	1,5	3081	Stock	Consult.
20	10	2	3094	Stock	Consult.
20	15	1,5	3002	Stock	Consult.
25	15	1,5	3099	Stock	Consult.
30	10	1,5	3103	Stock	Consult.
30	10	2	3095	Stock	Consult.
30	15	1,5	3100	Stock	Consult.
30	20	1,5	3004	Stock	Consult.
30	20	2	3042	Stock	Consult.
30	25	1,5	3405	Stock	Consult.
40	10	1,2	3077	Stock	Consult.
40	10	2	3066	Stock	Consult.
40	20	1,5	3005	Stock	Consult.
40	20	2	3012	Stock	Consult.
40	20	3	3013	Stock	Consult.
40	25	2	3064	Stock	Consult.
40	30	2	3030	Stock	Consult.
45	35	2	3108	Stock	Consult.
50	10	1,1	3109	Stock	Consult.
50	20	1,5	3085	Stock	Consult.
50	20	2	3015	Stock	Consult.
50	25	1,5	3046	Stock	Consult.
50	25	2	3014	Stock	Consult.
50	25	3	3409	Stock	Consult.
50	30	2	3033	Stock	Consult.
60	20	1,5	3006	Stock	Consult.
60	20	2	3016	Stock	Consult.
60	25	2	3110	Stock	Consult.

DIMENSIONES DIMENSIONS			REF.	ALEACIÓN ALLOY	
A	B	C		6063/6060	6082
60	30	1,2	3039	Stock	Consult.
60	30	2	3038	Stock	Consult.
60	30	3	3200	stock	Consult.
60	40	1,5	3007	Stock	Consult.
60	40	2	3045	Stock	Consult.
60	40	3	3026	Stock	Consult.
60	40	4	3055	Stock	Consult.
70	20	1,5	3008	Stock	Consult.
70	30	1,5	3093	Stock	Consult.
80	20	1,5	3009	Stock	Consult.
80	20	2	3086	Stock	Consult.
80	30	2	3058	Stock	Consult.
80	40	1,5	3040	Stock	Consult.
80	40	2	3036	Stock	Consult.
80	40	3	3018	Stock	Consult.
80	40	4	3403	Stock	Consult.
80	50	3	3050*	Stock	Consult.
80	60	2	3043	Stock	Consult.
100	20	1,5	3037	Stock	Consult.
100	20	2	3072	Stock	Consult.
100	25	1,7	3048	Stock	Consult.
100	30	2	3105	Stock	Consult.
100	40	1,5	3056	Stock	Consult.
100	40	2	3021	Stock	Consult.
100	40	3	3063	Stock	Consult.
100	40	4	3098	Stock	Consult.
100	50	1,8	3031	Stock	Consult.
100	50	2	3090	Stock	Consult.

* Tubo con canto redondo / Tube with rounded corners

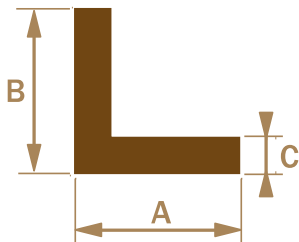
TUBOS RECTANGULARES
RECTANGULAR TUBES


DIMENSIONES DIMMENSIONS			REF.	ALEACIÓN ALLOY	
A	B	C		6063/6060	6082
100	50	3	3019	Stock	Consult.
100	50	4	3079	Stock	Consult.
100	50	5	3084	Stock	Consult.
100	60	2	3020	Stock	Consult.
100	60	4	3032	Stock	Consult.
100	80	4	3097	Stock	Consult.
120	25	2	3083	Stock	Consult.
120	40	2	3022	Stock	Consult.
120	60	2	3035	Stock	Consult.
120	60	4	3054	Stock	Consult.
120	80	3	3023	Stock	Consult.
120	80	6	3088	Stock	Consult.
140	20	1,4	3402	Stock	Consult.
140	45	2,5	3052	Stock	Consult.
150	30	2	3028	Stock	Consult.
150	40	2	3024	Stock	Consult.
150	50	2	3111	Stock	Consult.
150	50	2,5	3410	Stock	Consult.
150	50	4	3087	Stock	Consult.
150	80	3	3049	Stock	Consult.
170	50	2,7	3059	Stock	Consult.
180	60	2,5	3025	Stock	Consult.
200	80	5	3400	Stock	Consult.
200	100	4	3300	Stock	Consult.
250	100	3	3114	Stock	Consult..



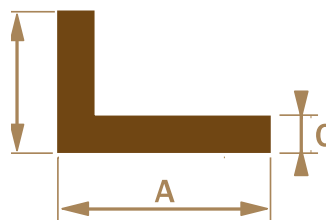
ÁNGULOS DE LADOS IGUALES

EQUAL SIDES ANGLE



ÁNGULOS DE LADOS DESIGUALES

UNEQUAL SIDES ANGLE

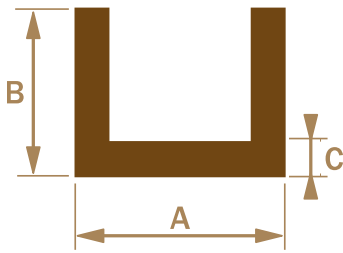


DIMENSIONES DIMMENSIONS			REF.	ALEACIÓN ALLOY	
A	B	C		6063/6060	6082
10	10	2	1026	Stock	Consult.
15	15	1,2	1083	Stock	Consult.
15	15	1,3	1001	Stock	Consult.
20	20	1,3	1003	Stock	Consult.
20	20	2			
20	20	3	1061	Stock	Consult.
25	25	1,3	1005	Stock	Consult.
25	25	2	1024	Stock	Consult.
30	30	1,5	1007	Stock	Consult.
30	30	2	1028	Stock	Consult.
30	30	3	1017	Stock	Consult.
30	30	4	1032	Stock	Consult.
35	35	1,5	1047	Stock	Consult.
35	35	3	1070	Stock	Consult.
40	40	1,5	1010	Stock	Consult.
40	40	2	1031	Stock	Consult.
40	40	3	1044	Stock	Consult.
40	40	4	1016	Stock	Consult.
50	50	1,5	1012	Stock	Consult.
50	50	2	1058	Stock	Consult.
50	50	3	1020	Stock	Consult.
50	50	5	1015	Stock	Stock
60	60	2	1018	Stock	Consult.
60	60	3	1056	Stock	Consult.
60	60	5	7100	Consult.	Stock
60	60	6	7101	Consult.	Stock
70	70	6	1071	Stock	Consult.

DIMENSIONES DIMMENSIONS			REF.	ALEACIÓN ALLOY	
A	B	C		6063/6060	6082
20	10	1,3	1002	Stock	Consult.
20	15	1,4	1075	Stock	Consult.
25	15	1,5	1004	Stock	Consult.
30	15	1,5	1013	Stock	Consult.
30	15	2	1087	Stock	Consult.
30	20	1,5	1006	Stock	Consult.
30	20	2	1025	Stock	Consult.
30	20	3	1088		
35	15	1,5	1008	Stock	Consult.
40	20	1,5	1009	Stock	Consult.
50	25	1,5	1011	Stock	Consult.
50	30	1,5	1037	Stock	Consult.
60	15	2	1033	Stock	Consult.
60	20	1,5	1023	Stock	Consult.
60	30	1,5	1014	Stock	Consult.
60	40	1,5	1053	Stock	Consult.
60	40	4	1022	Stock	Consult.
70	35	2	1069	Stock	Consult.
70	35	4	1072	Stock	Consult.
70	40	1,3	1074	Stock	Consult.
80	40	4	1019	Stock	Consult.
80	50	2	1060	Stock	Consult.
100	20	2	1030	Stock	Consult.
100	50	6	1081	Stock	Consult.
120	50	2	1082	Stock	Consult.

UES

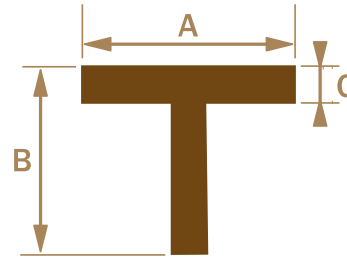
U PROFILES



DIMENSIONES DIMENSIONS			REF.	ALEACIÓN ALLOY	
A	B	C		6063/6060	6082
13,5	20	1	3000	Stock	Consult.
15	15	1,5	2991	Stock	Consult.
15	15	2	2990	Stock	Consult.
20	20	1,5	2980	Stock	Consult.
30	15	1,5	2981	Stock	Consult.
30,5	40	2,7	9784	Stock	Consult.
40	20	1,5	2982	Stock	Consult.
40	20	2	2976	Stock	Consult.
40	30	4	9781	Stock	Consult.
50	20	2	2987	Stock	Consult.
50	50	3	2992	Stock	Consult.
60	20	2	2985	Stock	Consult.
60	30	5	9782	Stock	Consult.
76	64	4,8	2995	Stock (6005)	Consult.
80	40	4	2997	Stock	Consult.
80	40	6	2983	Stock	Consult.
80	50	5	9786	Stock	Consult.
80	80	4	9787	Stock	Consult.
100	50	5	2977	Stock	Consult.
100	50	6	2978	Stock	Consult.
100	50	8	9789	Stock	Consult.
125	63	6	2986	Stock	Consult.
152,4	57,2	6,35	9783	Stock	Consult.

TES

T PROFILES




DIMENSIONES DIMENSIONS			REF.	ALEACIÓN ALLOY	
A	B	C		6063/6060	6082
20	20	1,5	2321	Stock	Consult.
25	25	1,5	1575	Stock	Consult.
25	25	2	1576	Stock	Consult.
25,4	50,8	4,8	2762	Stock	Consult.
30	30	1,5	2426	Stock	Consult.
30	30	2	1904	Stock	Consult.
40	40	4	2755	Stock	Consult.
60	60	3	1577	Stock	Consult.
60	60	4	2763	Stock	Consult.
80	40	2	2761	Stock	Consult.
80	80	6,4	2756	Stock	Consult.
100	50	2	2760	Stock	Consult.



MACIZOS REDONDOS

ROUND BARS

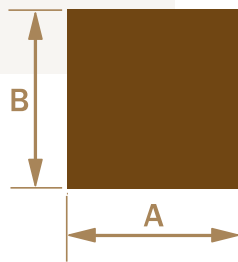


DIMENSIONES DIMENSIONS	REF.	ALEACIÓN ALLOY	
		6063/6060	6082
A		6063/6060	6082
6	6006	Stock	Consult.
8	6001	Stock	Stock
10	6010	Stock	Consult.
12	6002	Stock	Consult.
13	6020	Stock	Consult.
16	6003	Stock	Consult.
20	6004	Stock	Consult.
30	6012	Stock	Consult.



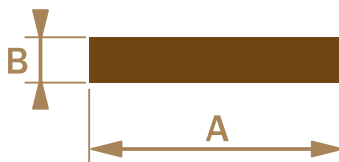
MACIZOS CUADRADOS

SQUARED BARS



DIMENSIONES DIMENSIONS		REF.	ALEACIÓN ALLOY	
A	B		6063/6060	6082
10	10	6019	Stock	Consult.
15	15	6005	Stock	Consult.
20	20	6008	Stock	Consult.
25	25	6007	Stock	Consult.
30	30	6018	Stock	Consult.



PLETINAS
RODS


DIMENSIONES DIMENSIONS		REF.	ALEACIÓN ALLOY	
A	B		6063/6060	6082
10	3	4053	Stock	Consult.
15	3	4026	Stock	Consult.
20	3	4001	Stock	Consult.
20	4	4002	Stock	Consult.
20	10	4044	Stock	Consult.
25	3	4069	Stock	Consult.
25	4	4022	Stock	Consult.
25	10	4037	Stock	Consult.
30	3	4003	Stock	Consult.
30	4	4021	Stock	Consult.
30	5	4039	Stock	Consult.
30	6	4045	Stock	Consult.
30	10	4023	Stock	Consult.
30	12	4065	Stock	Consult.
35	4	4050	Stock	Consult.
40	2	4031	Stock	Consult.
40	4	4004	Stock	Consult.
40	6	4005	Stock	Consult.
40	8	4006	Stock	Consult.
40	10	4007	Stock	Consult.
40	12	4067	Stock	Consult.
40	15	4061	Stock	Consult.

DIMENSIONES DIMENSIONS		REF.	ALEACIÓN ALLOY	
A	B		6063/6060	6082
50	3	4008	Stock	Consult.
50	5	4009	Stock	Stock
50	6	4063	Stock	Consult.
50	8	4055	Stock	Consult.
50	10	4010	Stock	Consult.
50	12	4025	Stock	Consult.
50	15	4011	Stock	Consult.
60	3	4012	Stock	Consult.
60	4	4030	Stock	Consult.
60	6	4013	Stock	Consult.
60	8	4014	Stock	Stock
60	10	4015	Stock	Consult.
60	12	4040	Stock	Consult.
80	4	4016	Stock	Consult.
80	8	4020	Stock	Stock
90	10	4070	Stock	Consult.
100	6	4017	Stock	Consult.
100	8	4027	Stock	Consult.
100	10	4018	Stock	Consult.
100	15	4034	Stock	Consult.
120	10	4035	Stock	Consult.
150	10	4038	Stock	Consult.

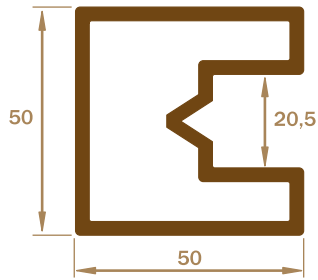
PERFILES PARA PORTALES DOOR PROFILES

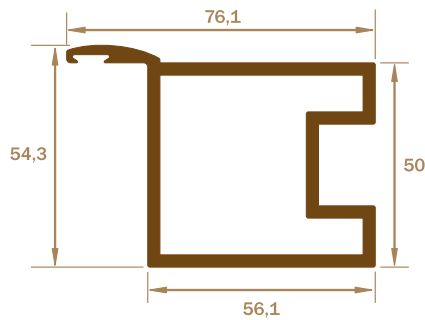


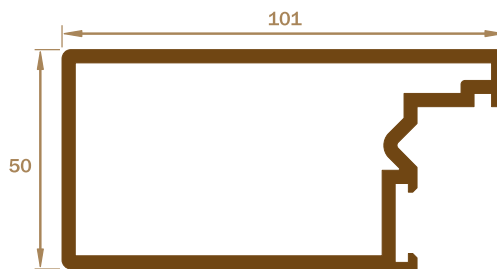
PERFILES PARA PORTALES
 DOOR PROFILES

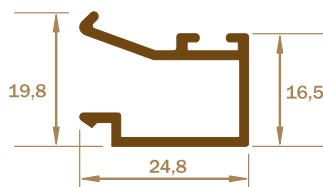
—	MARCO PORTAL 50 MM 50 MM GATE FRAME	16
—	MARCO PORTAL 56,1 MM 56,1 MM GATE FRAME	16
—	HOJA PORTAL 101 MM 101 MM GATE SHEET	16
—	JUNQUILLO PORTAL 101 MM 101 MM GATE JONQUIL	16
—	MARCO TRAVESAÑO PORTAL DE 80 MM 80 MM GATE FRAME CROSSBAR	17
—	GUÍA PORTAL CORREDERA SLIDING DOOR GUIDE	17
—	MARCO PORTAL 80 MM CON PESTAÑA 80 MM GATE FRAME WITH FLANGE	17
—	MARCO PORTAL 80 MM 80 MM GATE FRAME	17
—	MARCO CANCELLA 70 MM CON PESTAÑA CURVA 70 MM GATE FRAME WITH CURVE FLANGE	18
—	MARCO CANCELLA 70 MM CON PESTAÑA RECTA 70 MM GATE FRAME WITH STRAIGHT FLANGE	18
—	CHAPA DOS PAÑOS TWO PIECES SHEET	18
—	BATIENTE PORTAL CORREDERA SLIDING DOOR JAMP	18
—	LAMA PORTAL DE 100 MM 100 MM SLAT GATE	19
—	LAMA PORTAL DE 200 MM 200 MM SLAT GATE	19
—	LAMA PORTAL DE 200 X 26 MM 200 X 26 MM SLAT GATE	19
—	TABLILLA 200 MM CON PORTA-TORNILLO 200 MM SLAT GATE WITH SCREW-HOLDER	19

MARCO PORTAL 50 MM
50 MM GATE FRAME

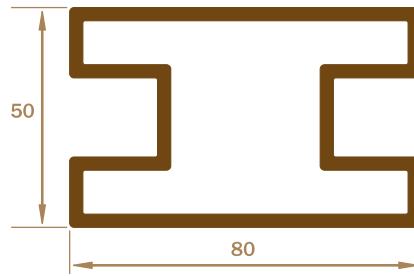
 REF.
1330

 ESPESOR
THICKNESS **3MM**
MARCO PORTAL 56,1 MM
56,1 MM GATE FRAME

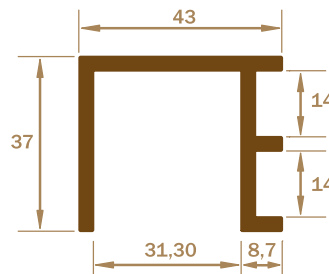
 REF.
3699

 ESPESOR
THICKNESS **3MM**
HOJA PORTAL 101 MM
101 MM GATE SHEET

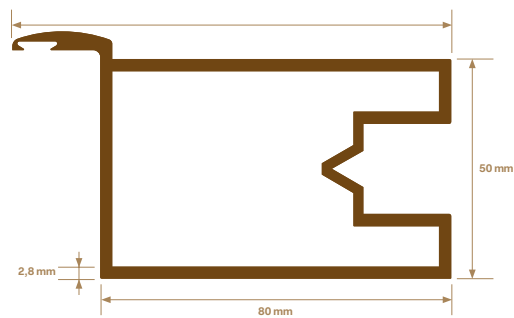
 REF.
2245

 ESPESOR
THICKNESS **3MM**
JUNQUILLO PORTAL DE 101 MM
101 MM GATE JONQUIL

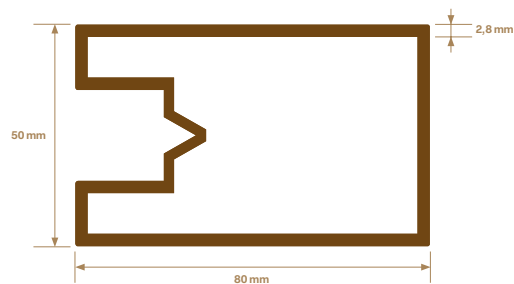
 REF.
2065

 ESPESOR
THICKNESS **1,3MM**

MARCO TRAVESAÑO PORTAL DE 80 MM
 80 MM GATE FRAME CROSSBAR

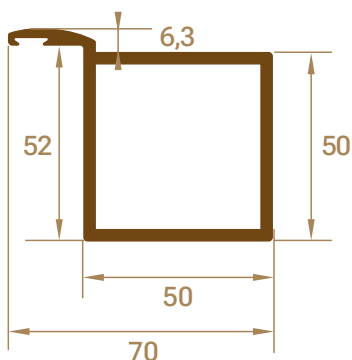
 REF.
3551

 ESPESOR
 THICKNESS **3MM**
GUÍA PORTAL CORREDERA
 SLIDING DOOR GUIDE

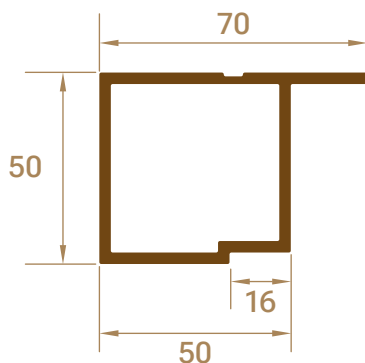
 REF.
3659

 ESPESOR
 THICKNESS **3MM**
MARCO PORTAL 80 MM CON PESTAÑA
 80 MM GATE FRAME WITH FLANGE

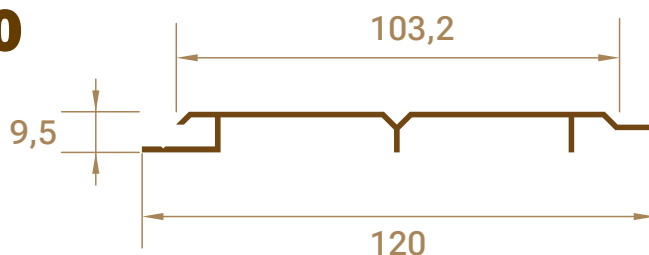
 REF.
3549

 ESPESOR
 THICKNESS **2,8MM**
MARCO PORTAL 80 MM
 80 MM GATE FRAME

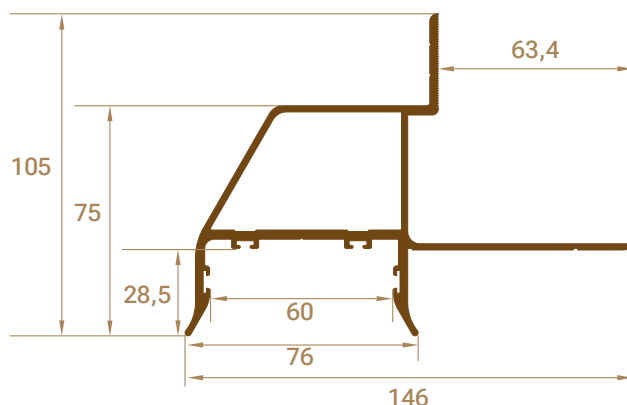
 REF.
3550

 ESPESOR
 THICKNESS **2,8MM**

MARCO CANCILLA 70 MM CON PESTAÑA CURVA
 70 MM GATE FRAME WITH CURVE FLANGE

 REF.
8791

 ESPESOR
 THICKNESS **3MM**
MARCO CANCILLA 70 MM CON PESTAÑA RECTA
 70 MM GATE FRAME WITH STRAIGHT FLANGE

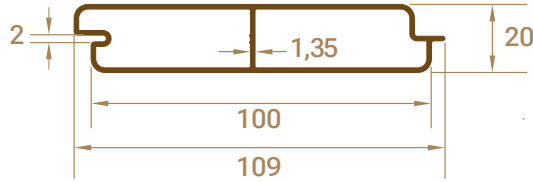
 REF.
5291

 ESPESOR
 THICKNESS **3MM**
CHAPA DOS PAÑOS
 TWO PIECES SHEET

 REF.
0740

 ESPESOR
 THICKNESS **1,3MM**
BATIENTE PORTAL CORREDERA
 SLIDING DOOR JAMP

 REF.
4272

 ESPESOR
 THICKNESS **2/3MM**

LAMA PORTAL DE 100 MM
 100 MM SLAT GATE

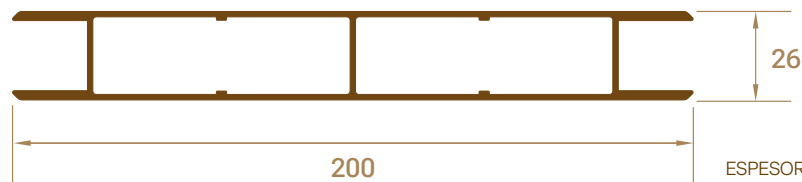
REF.

3503
 ESPESOR
 THICKNESS | **1,35 MM**
LAMA PORTAL DE 200 MM
 200 MM SLAT GATE

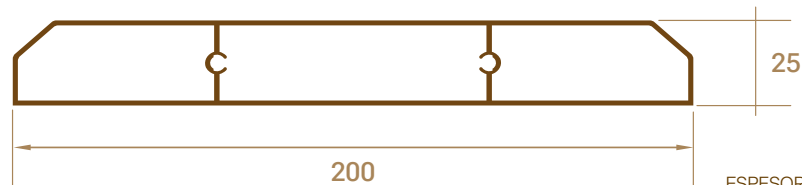
REF.

1190
 ESPESOR
 THICKNESS | **1,5MM**
LAMA PORTAL DE 200 X 26 MM
 200 X 26 MM SLAT GATE

REF.

1197
 ESPESOR
 THICKNESS | **1,5MM**
TABLILLA 200 MM CON PORTA-TORNILLO
 200 MM SLAT GATE WITH SCREW-HOLDER

REF.

1191
 ESPESOR
 THICKNESS | **1,6MM**

PERFILES VARIOS
 VARIOUS PROFILES

 PERFILES VARIOS
 VARIOUS PROFILES

—	ALARGADERA DE 65MM 65MM EXTENSION	21
—	ALARGADERA DE 70MM 70MM EXTENSION	21
—	ALARGADERA DE 85MM 85MM EXTENSION	21
—	ALARGADERA DE 115MM 115MM EXTENSION	21
—	TAPA PERFIL POLICARBONATO POLYCARBONATE COVER PROFILE	22
—	TAPA PERFIL PLANO POLICARBONATO POLYCARBONATE FLAT PROFILE	22
—	HOJA CONTRA SHUTTEER LEAF	22
—	PROLONGADOR PVC 30X10 PVC EXTENSION 30X10	22
—	PROLONGADOR PVC 30X30 PVC EXTENSION 30X30	22
—	PROLONGADOR PVC 35X20 PVC EXTENSION 35X20	22
—	PROLONGADOR PVC 30X55 PVC EXTENSION 30X55	22
—	PROLONGADOR PVC 53X15 (GUÍA 45) PVC EXTENSION 53X15 (GUIDE 45)	22
—	PROLONGADOR PVC 63X15 (GUÍA 40) PVC EXTENSION 63X15 (GUIDE 40)	22

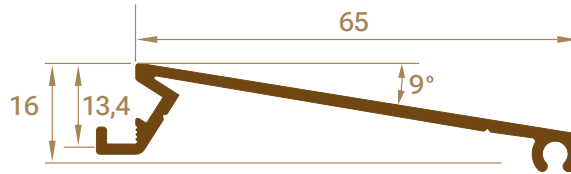
PERFILES VARIOS
VARIOUS PROFILES

—	TAPAJUNTAS 50 PVC WINDOW TRIM 50	23
—	TAPAJUNTAS 75 PVC WINDOW TRIM 75	23
—	TAPAJUNTAS 100X3 - CANTONERA PVC WINDOW TRIM 100X3 - WITH CORNER SECTION	23
—	TAPAJUNTAS 100X3 PVC WINDOW TRIM 100X3	23
—	TAPAJUNTAS ESPUMADO 45 PVC FOAMED WINDOW TRIM 45	23
—	TAPAJUNTAS ESPUMADO 65 PVC FOAMED WINDOW TRIM 65	23
—	TAPAJUNTAS ESPUMADO 95 PVC FOAMED WINDOW TRIM 95	23
—	ALFÉIZAR PVC 250X40 PVC SILL 250X40	23
—	JAMBA PVC 60X8 PVC JAMB 60X8	24
—	JAMBA PVC 80X10 PVC DRIP-EDGE 80X10	24
—	VIERTEAGUAS PVC 159X19 PVC DRIP-EDGE 159X19	24
—	PERFIL BANDEROLA 120MM LISO 120MM SMOOTH BANNER PROFILE	24
—	PERFIL BANDEROLA 160MM 160MM BANNER PROFILE	24

ALARGADERA DE 65MM

65MM EXTENSION

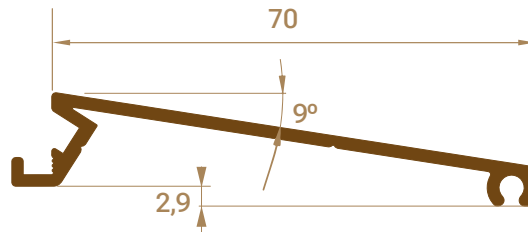
REF.

2870

ALARGADERA DE 70MM

70MM EXTENSION

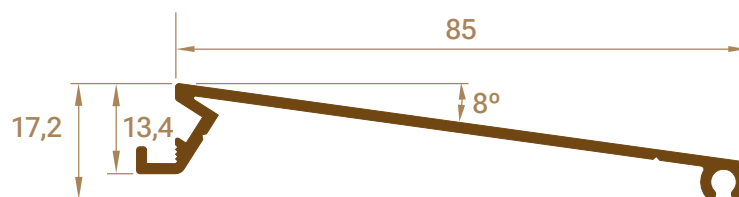
REF.

2888

ALARGADERA DE 85MM

85MM EXTENSION

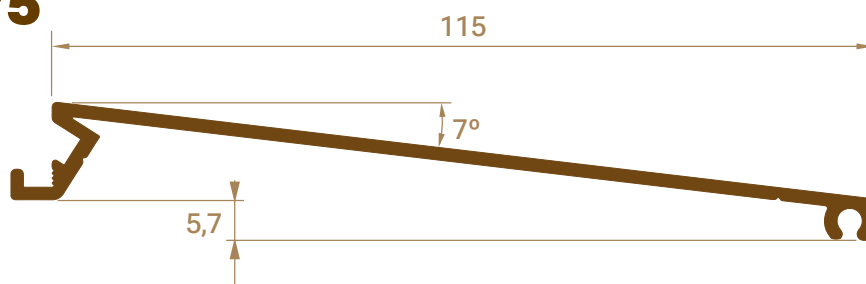
REF.

2872

ALARGADERA DE 115MM

115MM EXTENSION


REF.

2875

TAPA PERFIL POLICARBONATO

POLYCARBONATE COVER PROFILE

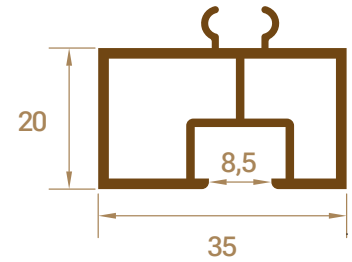
REF.

3752

PROLONGADOR PVC 35X20

PVC EXTENSION 35X20

REF.

1343

PERFIL PLANO POLICARBONATO

POLYCARBONATE FLAT PROFILE

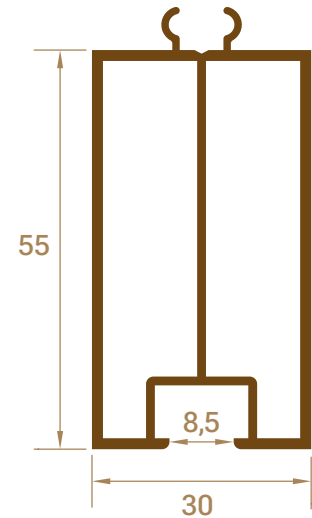
REF.

4351

PROLONGADOR PVC 30X55

PVC EXTENSION 30X55

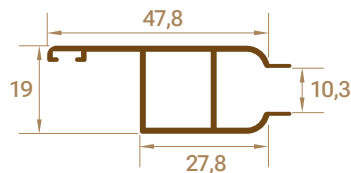
REF.

1341

HOJA CONTRA

SHUTTER LEAF

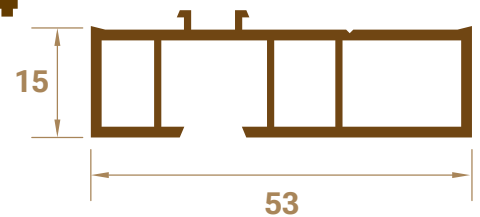
REF.

5258

PROLONGADOR PVC 53X15 (GUÍA 35)

PVC EXTENSION 53X15 (GUIDE 35)

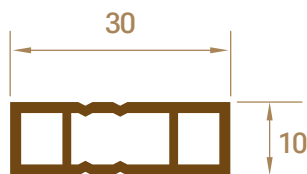
REF.

1344

PROLONGADOR PVC 30X10

PVC EXTENSION 30X10

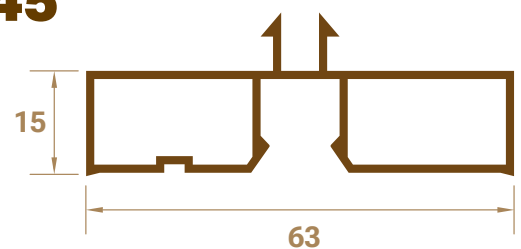
REF.

1340

PROLONGADOR PVC 63X15 (GUÍA 40)

PVC EXTENSION 63X15 (GUIDE 40)

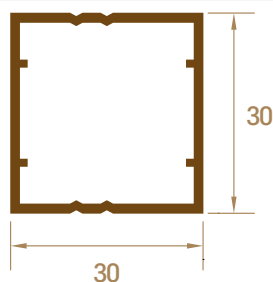
REF.

1345

PROLONGADOR PVC 30X30

PVC EXTENSION 30X30

REF.

1342

TAPAJUNTAS PVC 50

PVC WINDOW TRIM 50

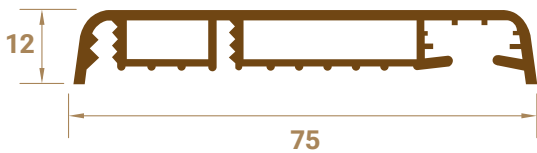
REF.

7035

TAPAJUNTAS PVC 75

PVC WINDOW TRIM 75

REF.

7036

TAPAJUNTAS PVC 100X3 - CANTONERA

PVC WINDOW TRIM 100X3 - WITH CORNER SECTION

REF.

7034

TAPAJUNTAS PVC 100X3

PVC WINDOW TRIM 100X3

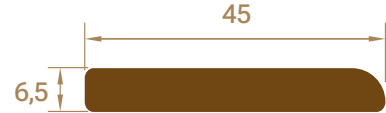
REF.

7034B

TAPAJUNTAS PVC ESPUMADO 45

PVC FOAMED WINDOW TRIM 45

REF.

7038

TAPAJUNTAS PVC ESPUMADO 65

PVC FOAMED WINDOW TRIM 65

REF.

7040

TAPAJUNTAS PVC ESPUMADO 95

PVC FOAMED WINDOW TRIM 95

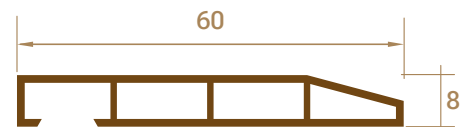
REF.

7039

JAMBA PVC 60X8

PVC JAMB 60X8

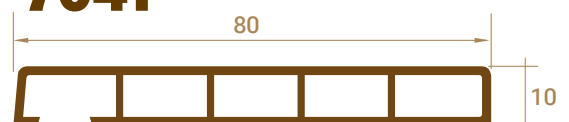
REF.

7037

JAMBA 80X10

PVC JAMB 80X10

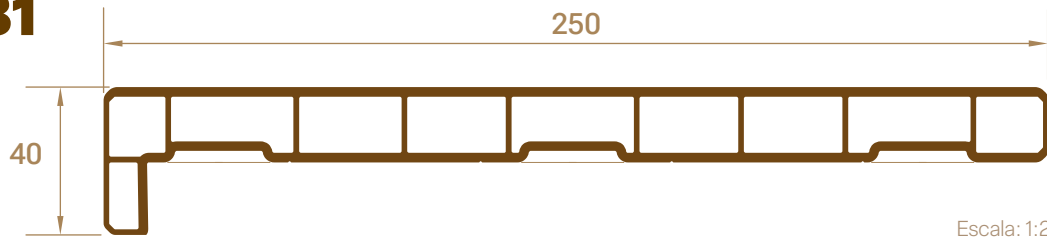
REF.

7041

ALFÉIZAR PVC 250X40MM

PVC SILL 250X40MM

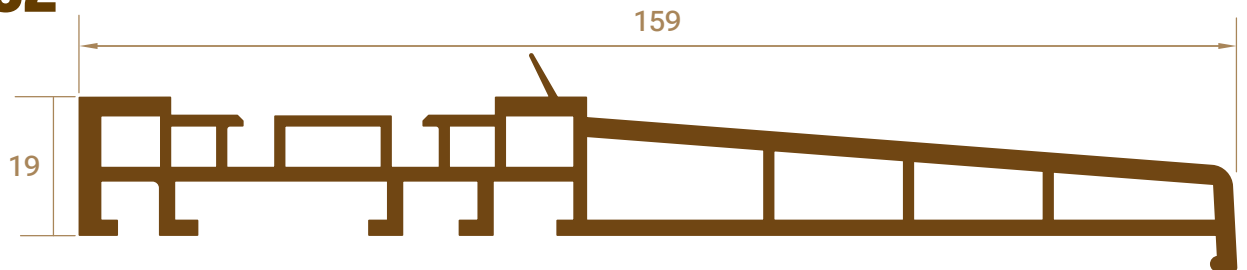
REF.

7031

VIERTEAGUAS PVC 159X19

PVC DRIP-EDGE 159X19

REF.

7052

PERFIL BANDEROLA 120MM LISO

120MM SMOOTH BANNER PROFILE


REF.

1374

PERFIL BANDEROLA 160MM

160MM BANNER PROFILE

REF.

1449

30 años haciendo historia...

SISTEMAS ALUMISAN

SANTIAGO DE COMPOSTELA | LUGO | AVILÉS | SALAMANCA | BILBAO | MADRID

GRUPO ALUMISAN

www.alumisan.com